

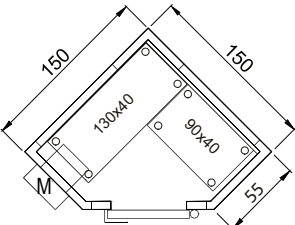

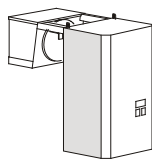
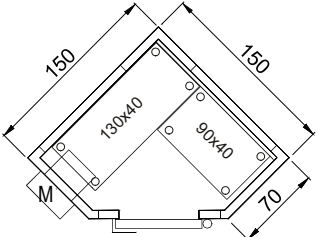

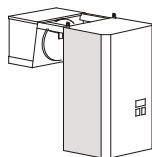


Bild = Ausführung mit Glastür und Deckenaggregat

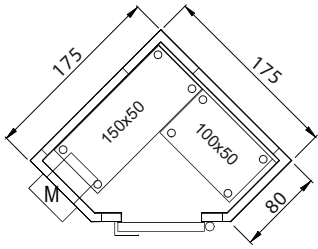

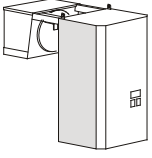


AHT Professional by friulinox 2011 - **Eckkühlzellen**

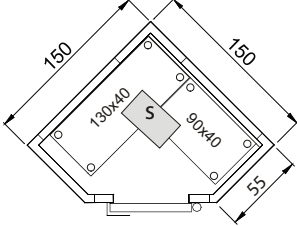

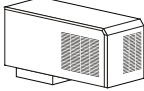
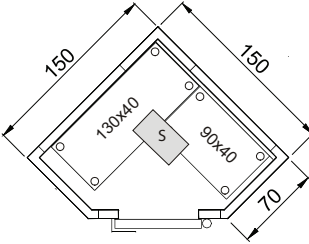

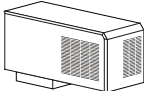
ECKKÜHLZELLEN

Modell Modèle	Ausführung Description	ISO 70 TN (+)		ISO 70 BT (-)	
		Geschäumte Tür	Glastür	Geschäumte Tür	Glastür
FEZ 150-55 Zellenhöhe: 2060 mm  Tür: 700 x 1800 mm V. = 2,80 m ³	STANDARDZELLE STANDARD CHAMBRES Cod. 45150101MTN	45150001MTN 3.733,-	4515001MTN 4.459,-	45150101MBT 3.733,-	
	ZELLE mit Edelstahlboden PLANCHER inox Cod. 45150111MTN	45150011MTN 3.991,-	45150011MTN 4.718,-	45150111MBT 3.991,-	
	 Cod. 5B4155501	5B4155501 1.059,-	5B4155501 1.059,-	5B4155501 1.059,-	
	 M Cod. 940MA0A231 Mod. ANA2	940MA0B131 Mod. ANB1 2.339,-	940MA0B131 Mod. ANB1 2.148,-	940MA1B232 Mod. ABB2 2.531,-	
FEZ 150-70 Zellenhöhe: 2060 mm  Tür: 700 x 1800 mm V. = 3,00 m ³	STANDARDZELLE STANDARD CHAMBRES Cod. 45157101MTN	45157001MTN 3.873,-	45157001MTN 4.602,-	45157101MBT 3.873,-	
	ZELLE mit Edelstahlboden PLANCHER inox Cod. 45157111MTN Mod. ANA2	45157011MTN Mod. ANA2 4.131,-	45157011MTN Mod. ANB1 4.861,-	45157111MBT Mod. ABB2 4.131,-	
	 Cod. 5B4157001	5B4157001 1.023,-	5B4157001 1.023,-	5B4157001 1.023,-	
	 M Cod. 940MA0A231 Mod. ANA2	940MA0B131 Mod. ANB1 1.964,-	940MA0B131 Mod. ANB1 2.148,-	940MA1B232 Mod. ABB2 2.531,-	

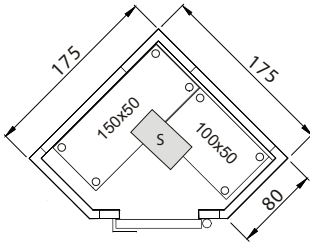

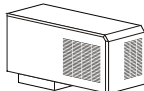
ECKKÜHLZELLEN

Modell Modèle	Ausführung Description	ISO 70 TN		ISO 70 BT	
		Geschäumte Tür	Glastür	Geschäumte Tür	Glastür
<p>FEZ 175-80</p> <p>Zellenhöhe: 2060 mm</p>  <p>Tür: 700 x 1800 mm</p> <p>V. = 4,23 m³</p>	<p>STANDARDZELLE STANDARD CHAMBRES</p> <p>Cod. 45175101MTN</p> <p>3.873,-</p>	45175001MTN	5.177,-		
	<p>ZELLE mit Edelstahlboden PLANCHER inox</p> <p>Cod. 45175111MTN</p> <p>4.843,-</p>	45175011MTN	5.530,-		
	 <p>Cod. 5B4178001</p> <p>1.123,-</p>	5B4178001	1.123,-		
	 <p>M</p> <p>Cod. 940MA0B131 Mod. ANB1</p> <p>2.148,-</p> <p>Wandaggregat Monoblocs super posés</p>	940MA0B231 Mod. ANB2	2.339,-		

ECKKÜHLZELLEN

Modell Modèle	Ausführung Description	ISO 70 TN (+)		ISO 70 BT (-)	
		GeschäumteTür	Glastür	GeschäumteTür	Glastür
FEZ 150-55 Zellenhöhe: 2060 mm mit Aggregat: 2500 mm  Tür: 700 x 1800 mm V. = 2,80 m ³	STANDARDZELLE STANDARD CHAMBRES Cod. 45150101STN	45150001STN 3.745,-	45150001STN 4.472,-	45150101SBT 3.745,-	
	ZELLE mit Edelstahlboden PLANCHER inox Cod. 45150111STN	45150011STN 4.003,-	45150011STN 4.730,-	45150111SBT 4.003,-	
	 Cod. 5B4155501	5B4155501 1.023,-	5B4155501 1.023,-	5B4155501 1.023,-	
	 S Deckenaggregat Monoblocs plafond Cod. 940MS0A231 Mod. SNA2	940MS0B131 2.278,-	940MS0B131 Mod. SNB1 2.479,-	940MS1B232 Mod. SBB2 2.862,-	
FEZ 150-70 Zellenhöhe: 2060 mm mit Aggregat: 2500 mm  Tür: 700 x 1800 mm V. = 3,00 m ³	STANDARDZELLE STANDARD CHAMBRES Cod. 45157101STN	45157001STN 3.873,-	45157001STN 4.602,-	45157101SBT 3.873,-	
	ZELLE mit Edelstahlboden PLANCHER inox Cod. 45157111STN	45157011STN 4.131,-	45157011STN 4.861,-	45157111SBT 4.131,-	
	 Cod. 5B4157001	5B4157001 1.023,-	5B4157001 1.023,-	5B4157001 1.023,-	
	 S Deckenaggregat Monoblocs plafond Cod. 940MS0A231 Mod. SNA2	940MS0B131 2.278,-	940MS0B131 Mod. SNB1 2.479,-	940MS1B232 Mod. SBB2 2.862,-	

ECKKÜHLZELLEN

Modell Modèle	Ausführung Description	ISO 70 TN(+)		ISO 70 BT(-)	
		GeschäumteTür	Glastür	GeschäumteTür	Glastür
<p>FEZ 175-80</p> <p>Zellenhöhe: 2060 mm mit Aggregat: 2500 mm</p>  <p>Tür: 700 x 1800 mm</p> <p>V. = 4,23 m³</p>	STANDARDZELLE STANDARD CHAMBRES	Cod. 45175101STN 4.491,-	45175001STN 5.177,-	45175101SBT 4.491,-	
	ZELLE mit Edelstahlboden PLANCHER inox	Cod. 45175111STN 4.843,-	45175011STN 5.530,-	45175111SBT 4.843,-	
		Cod. 5B4178001 1.123,-	5B4178001 1.123,-	5B4178001 1.123,-	
	 S	Cod. 940MS0B131 Mod. SNB1 2.479,-	940MS0B231 Mod. SNB2 2.539,-	940MS1B232 Mod. SBB2 2.862,-	
	Deckenaggregat Monoblocs plafond				